

AGENDA
OCONEE COUNTY BOARD OF HEALTH
August 10, 2016
3:30P.M.

CALL TO ORDER

MINUTES FROM LAST MEETING

OLD BUSINESS

- Emergency Preparedness- School Dispensing Sites MOU's

NEW BUSINESS

- Auditors' Letter of Engagement
- Environmental Health
- Zika Updates

REPORTS

- Patients and Services FY 2016



NORTHEAST HEALTH DISTRICT

OFFICE OF EMERGENCY PREPAREDNESS & RESPONSE

189 Paradise Boulevard • Athens, Georgia 30607 • 706-369-4038

Barrow • Clarke • Elbert • Greene • Jackson • Madison • Morgan • Oconee • Oglethorpe • Walton

OCONEE COUNTY

Population	35965
Number of POD Sites in County	2
Number of Volunteers Needed to Staff POD Sites for 36 hours	144
Total Number of Pre-Identified Volunteers Needed to Ensure Adequate Staffing	436

POD Locations	
Oconee County High School	2721Hog Mountain Road/ Watkinville/ GA 30677
North Oconee High School	1081Rocky Branch Rd,Bogart,GA 30622



PublicHealth

Report Generation Time: 08/09/2016 4:03:59 PM

User: shellices

Program: /home/httpd/cgi-bin/hn2/reports/pandvcounts_bah_census_20 IO.pm

[Back](#)

Board of Health Report

Oconee County Health Department

Patients Served* by Program

07/01/2015 to 06/30/2016

Program	#	%	Immunization	2,004	58
Family Planning	626	18			
WIC	510	15			
Cancer Screening	290	8			
Tuberculosis	282	8			
HIV	262	8			
Screening/Other Services	172	5			
STD	172	5			
Child Health	56	1			
Cancer Diagnosis and Treatment	25	0			
Perinatal Services	24	0			
Cardiovascular Wellness	1	0			
Child Tracking	5	0			
Adult Health					
Acute Care	0	0			
Outreach	0	0			

Total Unduplicated Patients: 3,432 Population Served, 10,320

1 3,432 1 32,000 10

* "Total Unduplicated Patients" is the true count of patients served by the county health department in this report. Since many patients received care in more than one program, the total of patients by program would be more than the actual number of people served. If this is district-wide report, patients may be double counted if they visited more than one county Health Department within this district.


Oconee County Health Department

Encounters by Program

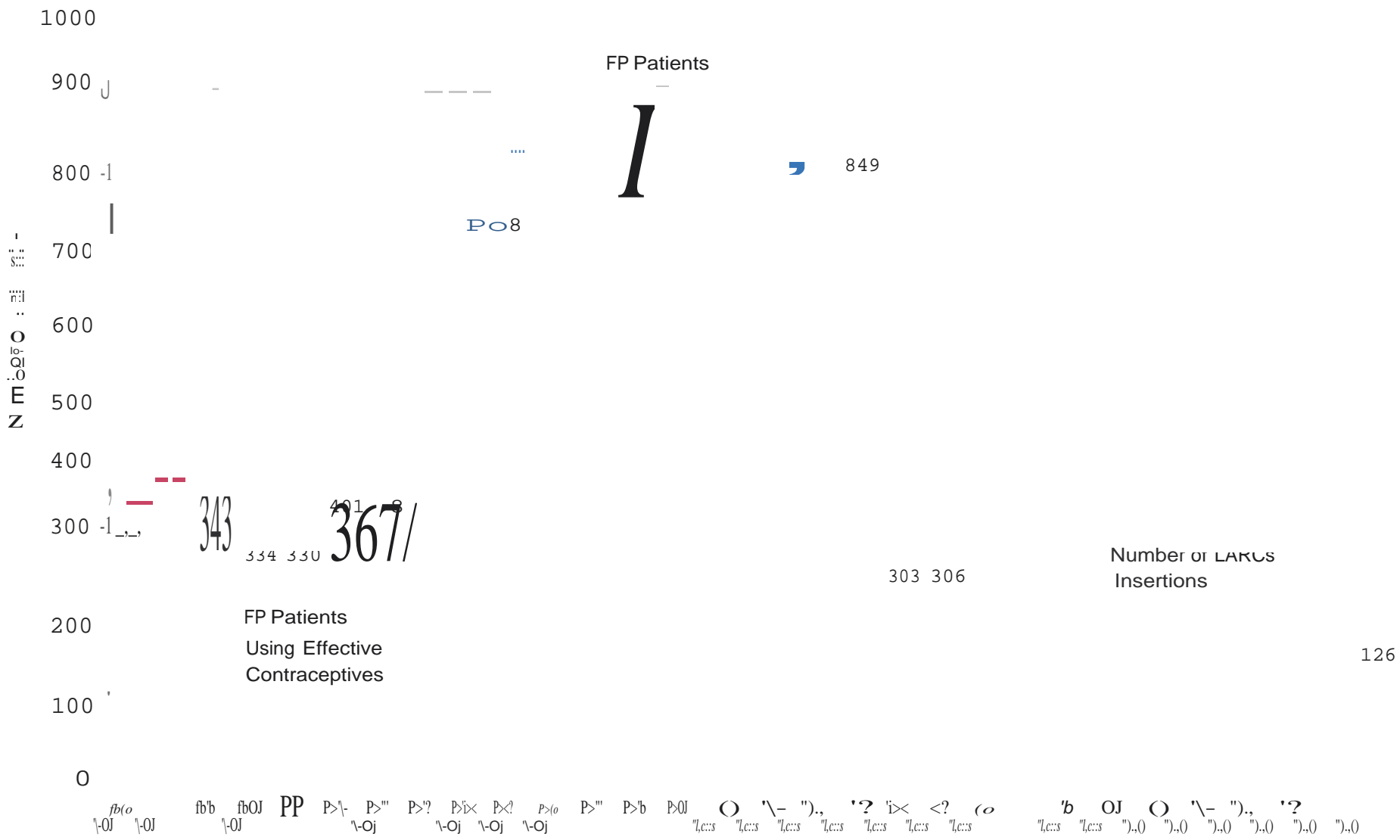
07/01/2015 to 06/30/2016

Program	#	%	Encounters per Patient
Immunization	2,183	31	1.1
WIC	1,671	24	3.3
Family Planning	1,216	18	1.9
Tuberculosis	623	9	2.2
Cancer Screening	307	4	1.1
Screening/Other Services	300	4	1.6
HIV	284	4	1.1
STD	197	3	1.1
Child Health	56	1	1.0
Cardiovascular Wellness	34	0	1.6
Cancer Diagnosis and Treatment	30	0	1.1
Perinatal Services	24	0	1.0
Adult Health	11	0	2.8
Child Tracking	5	0	1.0
Acute Care	0	0	0
Outreach	0	0	0
Total	6,941	100	2.0

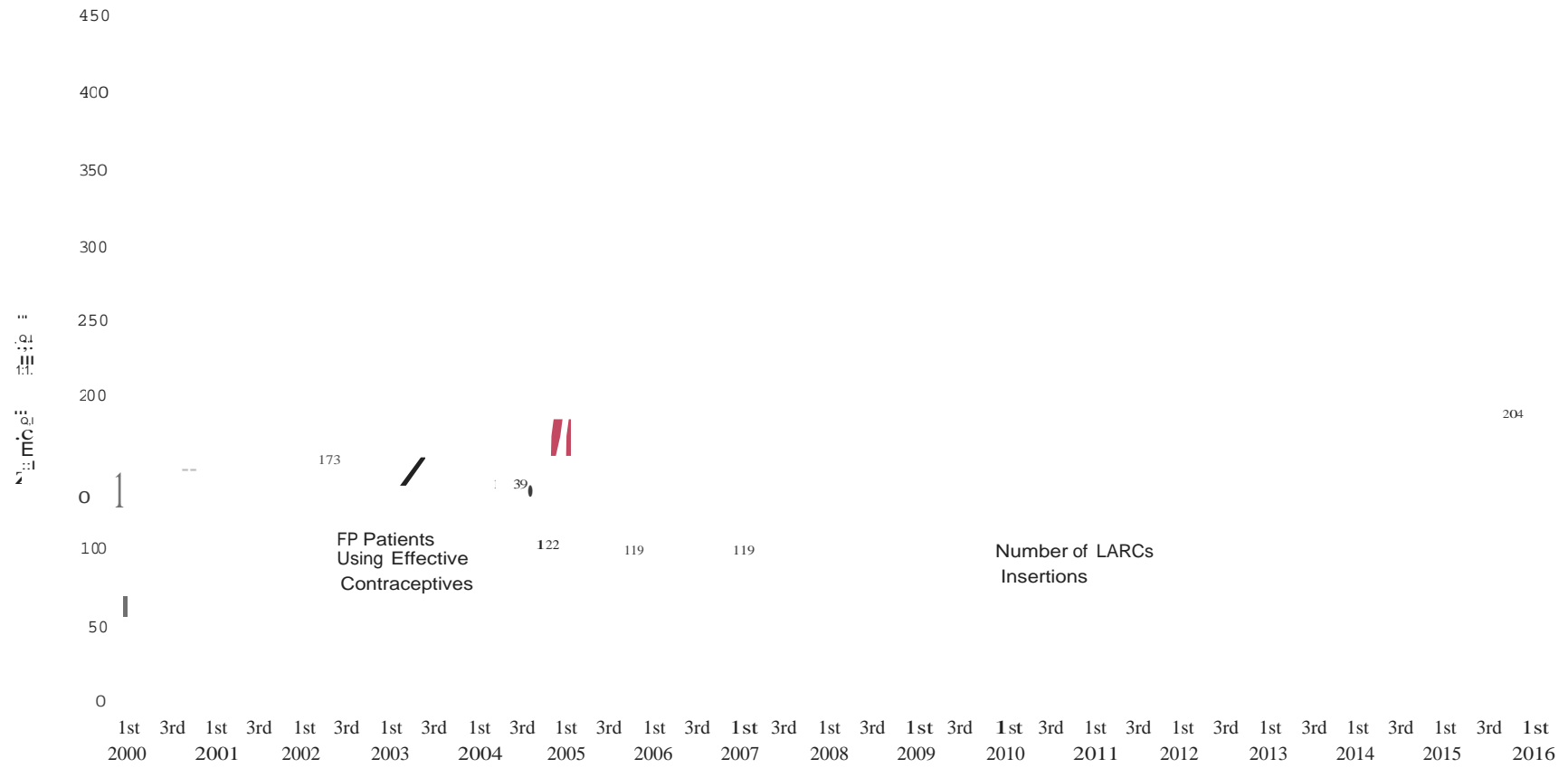
Encounters by Program Oconee County Health Department FY 1986 - 2016



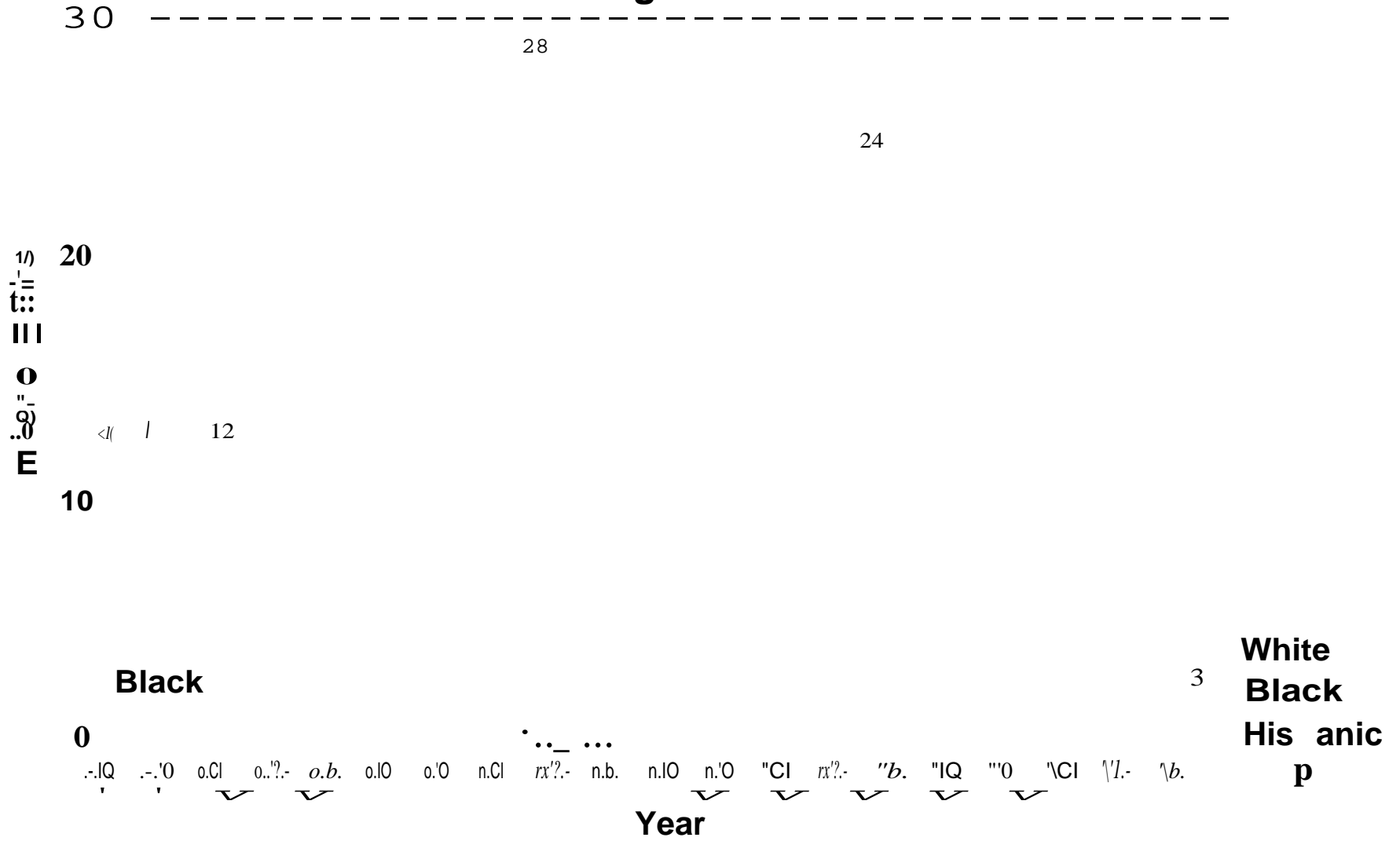
Family Planning Patients Oconee County 1986-2015



Family Planning Patients Oconee County Quarterly 2000-June 2016



Number of Teen Births Oconee County, GA Ages 15-19



Teen Birth Rate Oconee County, GA Ages 15-19

