

**Financial Update
2nd Quarter FY22**

Economic Indicators

- ❖ **General Fund Revenue & Expenditures**
- ❖ **Sales Tax Revenue (SPLOST / LOST)**
- ❖ **Water Resources Department**

General Fund Revenue

2nd Quarter FY22 Revenue on track

	<u>FY22</u>
❖ Budget:	\$32,691,229
❖ Revenue:	\$25,952,113

✓ 79% Collected

General Fund Revenue

BUDGET REPORT BY SOURCE - REVENUE

Account	Budgeted	Year To Date	Remaining Balance	PCT
Taxes	28,750,399	22,949,165	5,801,234	20%
Charges for Services	2,023,425	1,663,697	359,728	18%
Intergovernmental	697,400	688,300	9,100	1%
Licenses and Permits	694,600	406,768	287,832	41%
Fines and Forfeitures	416,100	169,991	246,109	59%
Miscellaneous Revenues	73,117	32,952	40,165	55%
Other Financing Sources	25,000	36,170	-11,170	-45%
Investment Income	11,188	5,070	6,118	55%
Report Totals Net	32,691,229	25,952,113	6,739,116	21%

General Fund Expenditures

2nd Quarter FY22 Expenditures on track

	<u>FY22</u>
❖ Budget:	\$33,789,529
❖ Expenditures:	\$16,250,414

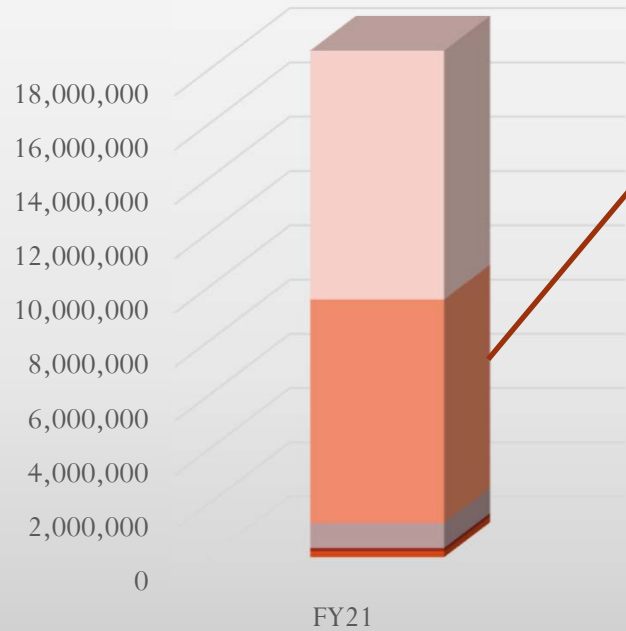
✓ 48% Expended

General Fund Expenditures

BUDGET REPORT BY DEPARTMENT - EXPENDITURE

Account	Budgeted	Year To Date	Remaining Balance	PCT
01 Commission	623,845	294,167	329,678	53%
02 Administration	835,909	425,964	409,945	49%
03 Human Resources	487,487	237,668	249,819	51%
04 Finance	806,990	462,975	344,015	43%
05 Law Enforcement	4,403,767	2,304,708	2,099,059	48%
06 Jail	3,380,854	1,618,443	1,762,411	52%
07 Tax Commissioner	603,734	337,886	265,848	44%
08 Probate	535,417	282,612	252,805	47%
09 Clerk Of Courts	905,304	462,656	442,648	49%
10 Juvenile Court	154,300	53,456	100,844	65%
11 Superior Court	516,778	253,270	263,508	51%
12 District Attorney	166,403	151,035	15,368	9%
13 Magistrate Court	97,527	42,629	54,898	56%
14 Coroner	40,803	16,788	24,015	59%
15 Property Appraisal	740,095	369,921	370,174	50%
16 Board Of Elections	416,105	154,689	261,416	63%
17 Public Works	6,202,558	2,131,225	4,071,333	66%
19 Operations	1,926,439	803,549	1,122,890	58%
20 Public Safety	2,926,870	1,667,496	1,259,374	43%
22 Planning/Code Enforcement	922,856	382,975	539,881	59%
23 Information Technology	793,625	396,814	396,811	50%
25 Community Development	1,771,951	807,501	964,450	54%
26 Joint Governmental Programs	1,555,007	1,161,341	393,666	25%
41 Park Recreational Programs	816,502	316,575	499,927	61%
42 Parks	2,158,403	1,114,071	1,044,332	48%
Report Totals Net	33,789,529	16,250,414	17,539,115	52%

Assigned Fund Balance



- Safety Fund Balance - 27%
- Assigned
- Committed
- Restricted
- Nonspendable

Snows Mill/Rocky Branch Roundabout	\$370,415
Rays Church/Malcom Bridge Roundabout	\$395,267
Roundabout ROW Acquisition	\$500,000
Administrative Building Roundabout	\$1,500,000
Malcom Bridge Road Modified R-Cut	\$750,000
Epps Bridge Parkway/SR10 Lane Improvement	\$46,614
Mars Hill Phase II	\$30,000
Bishop Farms Parkway	\$2,000,000
SR53 @ Union Church Road	\$125,000
Hog Mountain Path	\$1,000,000
Macon Hwy Landfill Site Improvement	\$150,000
Senior Center Expansion CDBG Match	\$37,500
Historic Property Improvements	\$225,000
Joint Maintenance Facility	\$1,000,000
Rescue Vehicle/Air & Light Truck	\$100,000
Fixed Generators Local Match	<u>\$31,202</u>
	\$8,260,998

Capital Projects – Capital

Description	Amount	Completion
Public Works: Major Paving	\$300,000	Spring 2022
Public Works: Equipment	\$75,000	Complete
IT: Servers	\$35,000	Complete
E911: Server	\$16,000	In Process
Parks and Recreation: Equipment	\$15,000	Pending
Internal Services/Hydraulic Trailer	\$9,800	Ordered

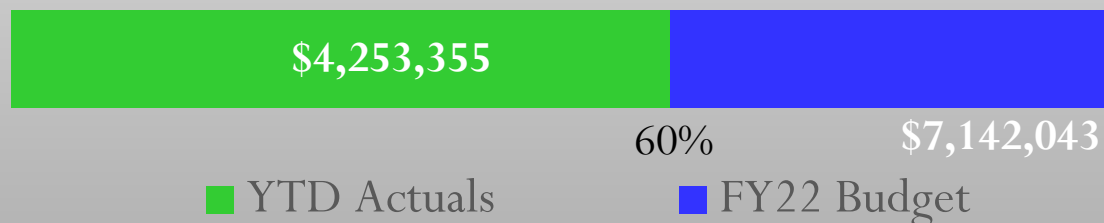
Capital Projects – Vehicles

Description	Amount	Completion
Coroner/F150	\$50,000	Ordered
Road Department/(2) F-750	\$180,000	Ordered

Sales Tax

LOST Distributions


	<u>FY21</u>	<u>FY22</u>
❖ October	\$ 590,006	\$ 702,401
❖ November	\$ 767,476	\$ 702,078
❖ December	<u>\$ 636,296</u>	<u>\$ 770,432</u>
	\$1,993,778	\$2,174,911



Sales Tax

SPLOST Distributions

	<u>FY21</u>	<u>FY22</u>
❖ October	\$ 668,789	\$ 796,192
❖ November	\$ 869,955	\$ 795,829
❖ December	<u>\$ 721,258</u>	<u>\$ 873,308</u>
	\$2,260,002	\$2,465,329



SPLOST Referendum Completion Final Update

❖ SPLOST 2004 – 100%

Remaining - \$0

❖ SPLOST 2009 – 100%

Remaining - \$0

SPLOST Project Completion

❖ SPLOST 2015 – 86.45%

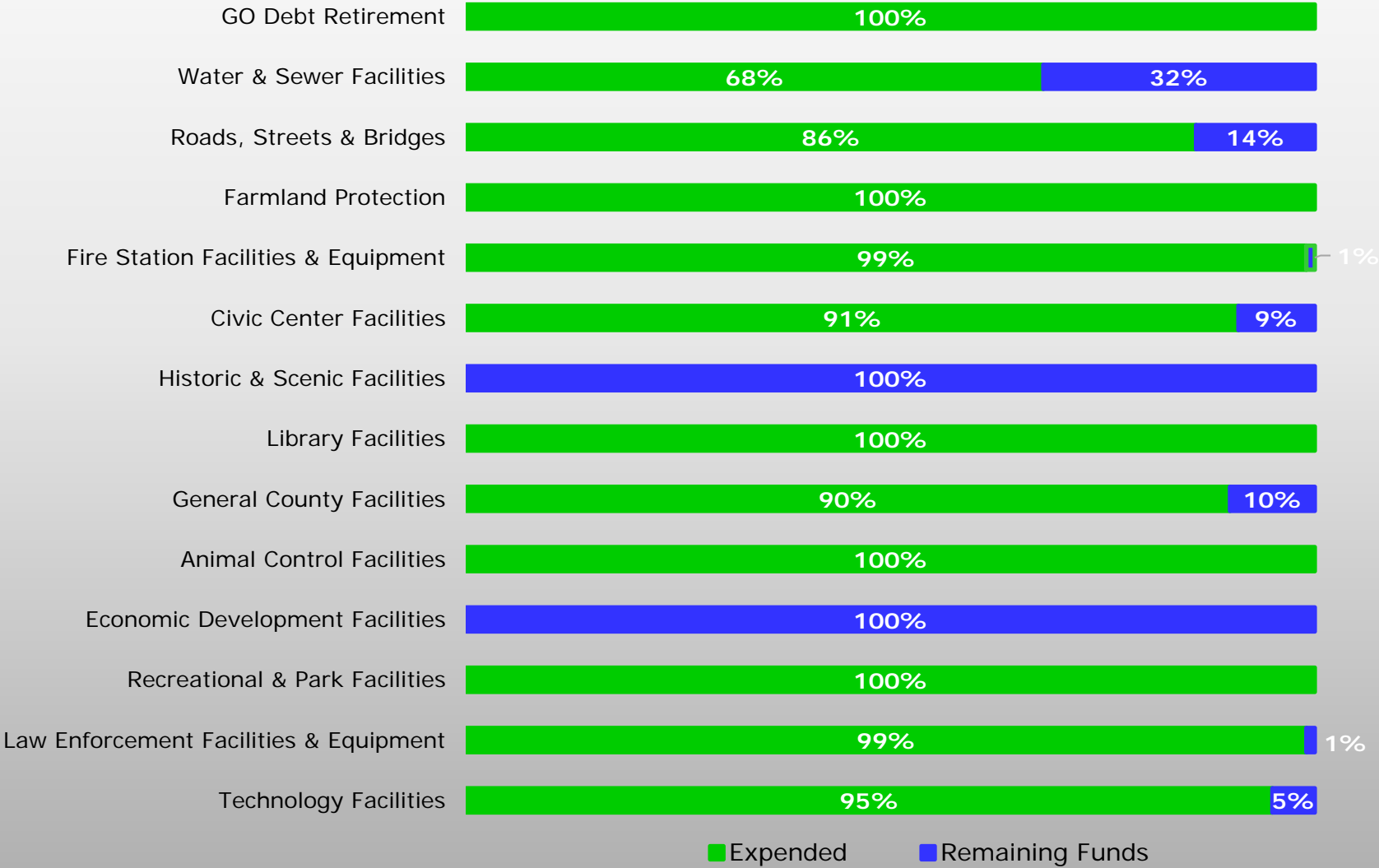
Remaining - \$6,289,768

- Water & Sewer Facilities - \$2,785,891

❖ SPLOST 2021 – 0%

Remaining - \$1,250,914

SPLOST 2015 Project Status



SPLOST Projects

Description	Amount	Completion
HVAC Systems	\$25,000	Pending
Courthouse HVAC System Replacement	\$330,000	In Process
TIM Plan FY21-FY22	\$1,602,206	Pending
WASI Plan FY21-FY22	\$3,768,661	In Process
Fire Engine & Equipment	\$529,301	Complete
Court System Technology Improvements	\$15,000	Not Started
Law Enforcement Vehicles	\$276,000	In Process
Historic Property Improvements	\$202,500	Not Started
Library Facilities	\$1,300,000	Complete
Economic Development	\$688,500	Not Started
Administrative Services Building	\$126,300	Complete
Fire Rescue Vehicle	\$150,000	In Process

Water Resources Department Revenue

2nd Quarter FY22 Revenue on track

	FY22
❖ Budget:	<hr/> \$11,816,345
❖ Revenue:	\$ 6,408,272

✓ 54% Collected

Water Resources Department Expenses

2nd Quarter FY22 Expenses on track

	<u>FY22</u>
❖ Budget:	\$13,360,390
❖ Expenses:	\$5,235,769

✓ 39% Expended

Capital Projects – Water Resources Department

Description	Amount	Completion
Ford F-350	\$ 50,000	In Process
Ford F-550	\$ 150,000	In Process
Dump Trailer	\$ 10,000	Complete

**Financial Update
2nd Quarter FY22**